



# **HANA**

## **S C A F F O L D**

### **PRODUCT CATALOGUE**

**ORIENTEK**  
ZERO COMPROMISE SCAFFOLDING

**HANA IS YOUR TRUSTED PARTNER FOR  
PREMIUM QUALITY SCAFFOLDING  
PRODUCTS AND SERVICES.**

# Table of Contents

<b>COMPANY</b>	<b>04</b>
Contact	74
What We Do	04
<b>FRAME SCAFFOLD</b>	<b>06</b>
Canopy Frame	08
Ladder Arch Frame	08
Stairway Starter Frame	09
Step Frame	07
Walkthru Frame	06
<b>MODULAR SYSTEMS</b>	<b>10</b>
HANA Modular	16
Ring Lock	10
<b>ACCESSORIES</b>	<b>22</b>
Base Plate	42
Brace Lock	26
Caster	55
Clamp	48
Coupling Pin	22
Cross Brace	28
Gooser Brace	46
Guardrail	34
Guardrail Post	32
Hoist Arm Wheel & Hoist Post	56
Leveling Jack	38
Lock Arm	33
Locking Pin	25
Outrigger	43
Rack	54
Saddle Pin	24

Side Bracket	44
Toeboard & Bracket	57
Tube Lock	52
Wall Clip	52
Wall Tie	47
<b>PLANKS &amp; PLATFORMS</b>	<b>58</b>
All Aluminum Platform	59
Aluminum Platform with Marine Plywood	58
Steel Plank	60
<b>ACCESS SYSTEMS</b>	<b>62</b>
Access Ladder	62
Aluminum Stairway	63
Steel Stairway	64
<b>PROTECTIVE PRODUCTS</b>	<b>66</b>
Debris Netting	66
End Safety Rail	67
Slab Grab	66
Swing Gate	67
<b>SHORING</b>	<b>68</b>
Shoring Base Plate	69
Shoring Frame	68
Shoring J Head	69
Shoring Screw	69
<b>TEMPORARY ROOF</b>	<b>70</b>
Keder Roof	70
Roof Fixing Beam	70
<b>TEMPORARY FENCE</b>	<b>72</b>
Temporary Fence	72



## What We Do



**Hana is one of world's leading providers of safe, reliable, high-quality scaffolding products, shipping to clients worldwide from our manufacturing floor.**

At Hana, we view every customer as unique and know the importance of providing the high level of service you deserve. That's why we listen to every client's specific needs and address any and all custom requirements.

As a result, our clients trust us to deliver to their specifications while taking care of all

the details required to make their purchase a complete one.

We pride ourselves on providing dedicated support any time it is needed so that you can maintain your own level of customer support day-in and day-out.



# Passionate About Quality



At Hana, we're passionate about continually advancing the quality and safety of our scaffolding. Our products are known for being of premium quality, meeting or exceeding OSHA, ANSI, and CSA specifications. Our quality control program, combined with our knowledgeable staff and our rigorous testing ensures that our customers get the safe and long-lasting scaffolding products they can rely on for years to come.



## QUALITY SCAFFOLDING SUPPLY

We manufacture and provide a wide range of quality scaffolding supplies to our industry partners and contractors.



## MANUFACTURING & DESIGN

Need something unique for your company or project? Our in-house design team will be happy to bring your ideas to life.



## INTERNATIONALLY TESTED & APPROVED

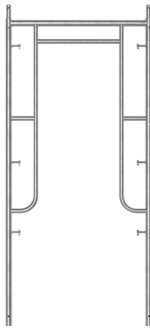
All of our products are tested and approved by institutions and third-party labs in North America and Europe.

# FRAME SCAFFOLD

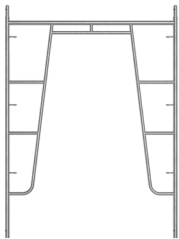
We manufacture all prevalent types and styles of frame scaffoldings. Quality is strictly secured based on ISO9001 systems and OEM requirements.

All scaffold frames are manufactured of high strength tubes, supplied by premium steel mills to meet or exceed ANSI, OSHA and CSA standards.

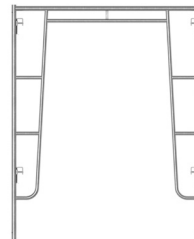
## Walkthru Frame



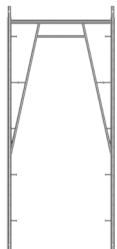
**CODE:** M367922A  
**DIMENSIONS:** 36"Wx79"H  
**LOCK TYPE:** Flip Lock  
**LOCK OPTIONS:** Available  
**SPACING:** 48" / 30"  
**WEIGHT (KG):** 17.22  
**FINISH:** Powder coated, hot dip galvanized  
**STANDARDS:** ANSI, CSA & OSHA



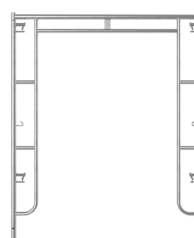
**CODE:** M607621A  
**DIMENSIONS:** 60"Wx76"H  
**LOCK TYPE:** Drop Lock  
**LOCK OPTIONS:** Available  
**SPACING:** 48" / 24"  
**WEIGHT (KG):** 21.29  
**FINISH:** Powder coated, hot dip galvanized  
**STANDARDS:** ANSI, CSA & OSHA



**CODE:** M607690  
**DIMENSIONS:** 60"Wx76"H  
**LOCK TYPE:** V-Lock  
**LOCK OPTIONS:** Available  
**SPACING:** 48"  
**WEIGHT (KG):** 21.31  
**FINISH:** Powder coated, hot dip galvanized  
**STANDARDS:** ANSI, CSA & OSHA



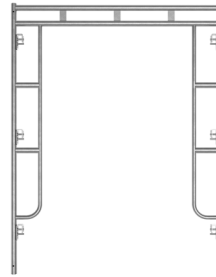
**CODE:** M368020A  
**DIMENSIONS:** 36"Wx80"H  
**LOCK TYPE:** Rivet Lock  
**LOCK OPTIONS:** Available  
**SPACING:** 16"x4  
**WEIGHT (KG):** 15.98  
**FINISH:** Powder coated, hot dip galvanized  
**STANDARDS:** ANSI, CSA & OSHA



**CODE:** M607628C  
**DIMENSIONS:** 60"Wx76"H  
**LOCK TYPE:** Flap Lock  
**LOCK OPTIONS:** Available  
**SPACING:** 48"  
**WEIGHT (KG):** 20.27  
**FINISH:** Powder coated, hot dip galvanized  
**STANDARDS:** ANSI, CSA & OSHA



**CODE:** M247831  
**DIMENSIONS:** 24"Wx78"H  
**LOCK TYPE:** C-lock  
**LOCK OPTIONS:** Available  
**SPACING:** 27-3/4"  
**WEIGHT (KG):** 19.7  
**FINISH:** Powder coated, hot dip galvanized  
**STANDARDS:** ANSI, CSA & OSHA

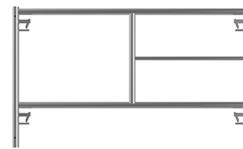


**CODE:** M607830D  
**DIMENSIONS:** 60"Wx78"H  
**LOCK TYPE:** Flap Lock + Drop Lock  
**LOCK OPTIONS:** Available  
**SPACING:** 27-3/4"  
**WEIGHT (KG):** 23.47  
**FINISH:** Powder coated, hot dip galvanized  
**STANDARDS:** ANSI, CSA & OSHA

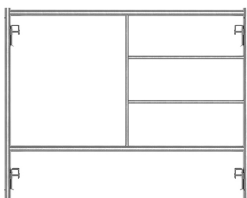
## Step Frame



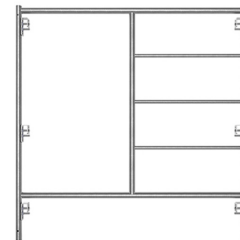
**CODE:** T306005  
**DIMENSIONS:** 30"Wx60"H  
**LOCK TYPE:** Flap Lock  
**LOCK OPTIONS:** Available  
**SPACING:** 48"  
**WEIGHT (KG):** 13.64  
**FINISH:** Powder coated, hot dip galvanized  
**STANDARDS:** ANSI, CSA & OSHA




**CODE:** T603605  
**DIMENSIONS:** 60"Wx36"H  
**LOCK TYPE:** Flap Lock  
**LOCK OPTIONS:** Available  
**SPACING:** 24"  
**WEIGHT (KG):** 14.24  
**FINISH:** Powder coated, hot dip galvanized  
**STANDARDS:** ANSI, CSA & OSHA



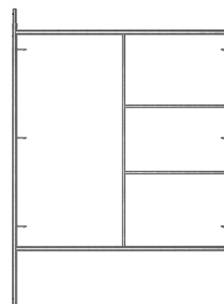
**CODE:** T604890  
**DIMENSIONS:** 60"Wx48"  
**LOCK TYPE:** V-Lock  
**LOCK OPTIONS:** Available  
**SPACING:** 36"  
**WEIGHT (KG):** 16.27  
**FINISH:** Powder coated, hot dip galvanized  
**STANDARDS:** ANSI, CSA & OSHA



**CODE:** T606030A  
**DIMENSIONS:** 60"Wx60"H  
**LOCK TYPE:** C-Lock  
**LOCK OPTIONS:** Available  
**SPACING:** 48"/27-3/4"  
**WEIGHT (KG):** 21.46  
**FINISH:** Powder coated, hot dip galvanized  
**STANDARDS:** ANSI, CSA & OSHA



**CODE:** T606122A  
**DIMENSIONS:** 60"Wx61"H  
**LOCK TYPE:** Flip Lock  
**LOCK OPTIONS:** Available  
**SPACING:** 48"  
**WEIGHT (KG):** 17.96  
**FINISH:** Powder coated, hot dip galvanized  
**STANDARDS:** ANSI, CSA & OSHA

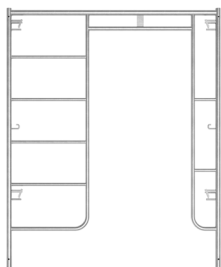


**CODE:** T607621A  
**DIMENSIONS:** 60"Wx76"H  
**LOCK TYPE:** Drop Lock  
**LOCK OPTIONS:** Available  
**SPACING:** 48" / 24"  
**WEIGHT (KG):** 20.75  
**FINISH:** Powder coated, hot dip galvanized  
**STANDARDS:** ANSI, CSA & OSHA

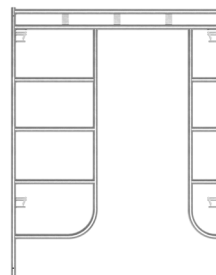


# FRAME SCAFFOLD

## Ladder Arch Frame

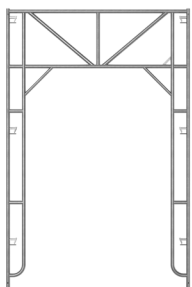


**CODE:** MT607680  
**DIMENSIONS:** 60"Wx76"H  
**LOCK TYPE:** Flap Lock  
**LOCK OPTIONS:** Available  
**SPACING:** 48"  
**WEIGHT (KG):** 22.76  
**FINISH:** Powder coated, hot dip galvanized  
**STANDARDS:** ANSI, CSA & OSHA

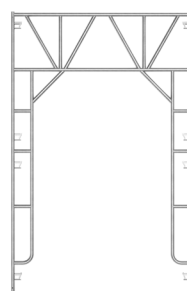


**CODE:** MT607763  
**DIMENSIONS:** 60"Wx77"H  
**LOCK TYPE:** Flap Lock  
**LOCK OPTIONS:** Available  
**SPACING:** 48"  
**WEIGHT (KG):** 31.84  
**FINISH:** Powder coated, hot dip galvanized  
**STANDARDS:** ANSI, CSA & OSHA

## Canopy Frame

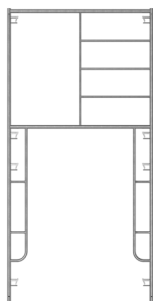


**CODE:** M7812080  
**DIMENSIONS:** 78"Wx120"H  
**LOCK TYPE:** Flap Lock  
**LOCK OPTIONS:** Available  
**SPACING:** 48"  
**WEIGHT (KG):** 47.49  
**FINISH:** Hot dip galvanized  
**STANDARDS:** ANSI, CSA & OSHA

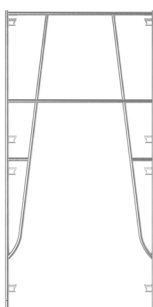


**CODE:** M7812055A  
**DIMENSIONS:** 78"Wx120"H  
**LOCK TYPE:** Flap Lock  
**LOCK OPTIONS:** Available  
**SPACING:** 48"+12"+48"  
**WEIGHT (KG):** 49.74  
**FINISH:** Hot dip galvanized  
**STANDARDS:** ANSI, CSA & OSHA

# Stairway Starter Frame



**CODE:** M6012105  
**DIMENSIONS:** 60"Wx121"H  
**LOCK TYPE:** Flap Lock  
**LOCK OPTIONS:** Available  
**SPACING:** 48"  
**WEIGHT (KG):** 31.64  
**FINISH:** Hot dip galvanized  
**STANDARDS:** ANSI, CSA & OSHA



**CODE:** M6012199  
**DIMENSIONS:** 60"Wx121"H  
**LOCK TYPE:** Flap Lock  
**LOCK OPTIONS:** Available  
**SPACING:** 48"  
**WEIGHT (KG):** 38.6  
**FINISH:** Hot dip galvanized  
**STANDARDS:** ANSI, CSA & OSHA



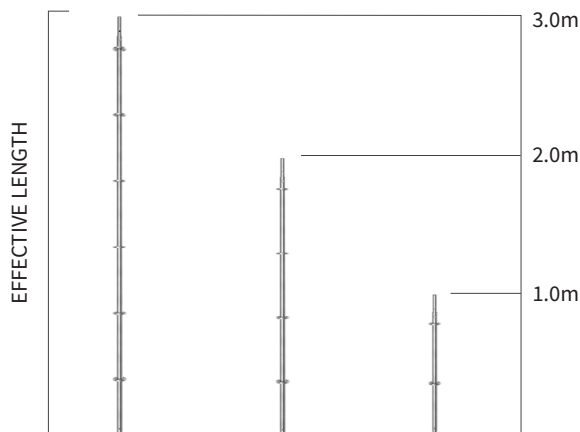
# MODULAR SYSTEMS

**Our Ring Lock system has been physically tested at reputable and independent testing laboratories in the US and Canada, in compliance with ANSI/SSFI standards.**

At Hana, we are passionate about continually advancing the quality and safety of our scaffolding. Our products are known for being high-quality and meet or exceed OSHA, ANSI, CSA and European specifications and regulations.

## Ring Lock

### STANDARD



CODE	DIMENSIONS	SPIGOT	WEIGHT (KG)	FINISH	STANDARDS
RV-C0500	0.5m	Bolted	3.01	Hot dip galvanized	ANSI, CSA & OSHA
RV-C1000	1.0m	Bolted	5.44	Hot dip galvanized	ANSI, CSA & OSHA
RV-C1500	1.5m	Bolted	7.87	Hot dip galvanized	ANSI, CSA & OSHA
RV-C2000	2.0m	Bolted	10.29	Hot dip galvanized	ANSI, CSA & OSHA
RV-C2500	2.5m	Bolted	12.72	Hot dip galvanized	ANSI, CSA & OSHA
RV-C3000	3.0m	Bolted	15.15	Hot dip galvanized	ANSI, CSA & OSHA
RV-C4000	4.0m	Bolted	20.00	Hot dip galvanized	ANSI, CSA & OSHA



LEDGER



CODE	DIMENSIONS	BAY LENGTH	WEIGHT (KG)	FINISH	STANDARDS
RL0305	1'	0.305m	2.08	Galvanized	ANSI, CSA & OSHA
RL0400	15.75"	0.400m	2.44	Galvanized	ANSI, CSA & OSHA
RL0406	15.98"	0.406m	2.45	Galvanized	ANSI, CSA & OSHA
RL0610	2'	0.610m	3.23	Galvanized	ANSI, CSA & OSHA
RL0650	2'2"	0.650m	3.38	Galvanized	ANSI, CSA & OSHA
RL0880	2'10"	0.880m	4.25	Galvanized	ANSI, CSA & OSHA
RL0914	3'	0.914m	4.39	Galvanized	ANSI, CSA & OSHA
RL1065	3'6"	1.065m	4.96	Galvanized	ANSI, CSA & OSHA
RL1067	3'6"	1.067m	4.96	Galvanized	ANSI, CSA & OSHA
RL1150	3'10"	1.150m	5.28	Galvanized	ANSI, CSA & OSHA
RL1524	5'	1.524m	6.70	Galvanized	ANSI, CSA & OSHA
RL1572	5'2"	1.572m	6.88	Galvanized	ANSI, CSA & OSHA
RL1626	5'4"	1.626m	7.09	Galvanized	ANSI, CSA & OSHA
RL1829	6'	1.829m	7.86	Galvanized	ANSI, CSA & OSHA
RL2130	7'	2.130m	9.00	Galvanized	ANSI, CSA & OSHA
RL2438	8'	2.438m	10.17	Galvanized	ANSI, CSA & OSHA
RL3050	10'	3.050m	12.49	Galvanized	ANSI, CSA & OSHA

## Ring Lock

### BASE COLLAR



**CODE:** RVS  
**DIMENSIONS:** 100mm  
**WEIGHT (KG):** 1.95  
**FINISH:** Hot dip galvanized  
**STANDARDS:** ANSI, CSA & OSHA

### DOUBLE LEDGER



CODE	DIMENSIONS	BAY LENGTH	WEIGHT (KG)	FINISH	STANDARDS
RT1150	3'10"	1.150m	10.28	Hot dip galvanized	ANSI, CSA & OSHA
RT1524	5'	1.524m	13.11	Hot dip galvanized	ANSI, CSA & OSHA
RT1572	5'2"	1.572m	13.47	Hot dip galvanized	ANSI, CSA & OSHA
RT1626	5'4"	1.626m	13.89	Hot dip galvanized	ANSI, CSA & OSHA
RT1829	6'	1.829m	15.83	Hot dip galvanized	ANSI, CSA & OSHA
RT2130	7'	2.130m	18.12	Hot dip galvanized	ANSI, CSA & OSHA
RT3050	10'	3.050m	25.10	Hot dip galvanized	ANSI, CSA & OSHA

## DIAGONAL BRACE

---



CODE	DIMENSIONS	BAY LENGTH	BAY HEIGHT	WEIGHT (KG)	FINISH	STANDARDS
RB-B200650	2'2"	0.650m	2.0m	6.90	Hot dip galvanized	ANSI, CSA & OSHA
RB-B200914	3'	0.914m	2.0m	7.22	Hot dip galvanized	ANSI, CSA & OSHA
RB-B201065	3'6"	1.065m	2.0m	7.25	Hot dip galvanized	ANSI, CSA & OSHA
RB-B201150	3'10"	1.150m	2.0m	7.34	Hot dip galvanized	ANSI, CSA & OSHA
RB-B201524	5'	1.524m	2.0m	7.81	Hot dip galvanized	ANSI, CSA & OSHA
RB-B201572	5'2"	1.572m	2.0m	7.89	Hot dip galvanized	ANSI, CSA & OSHA
RB-B201626	5'4"	1.626m	2.0m	7.97	Hot dip galvanized	ANSI, CSA & OSHA
RB-B2130	7'	2.130m	2.0m	8.80	Hot dip galvanized	ANSI, CSA & OSHA
RB-B3050	10'	3.050m	2.0m	10.58	Hot dip galvanized	ANSI, CSA & OSHA



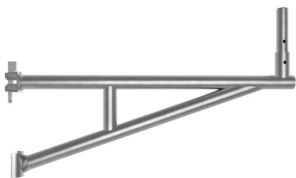
## Ring Lock

### TRUSS LEDGER



CODE	DIMENSIONS	LENGTH	WEIGHT (KG)	FINISH	STANDARDS
RD1524	5'	1.524m	18.48	Hot dip galvanized	ANSI, CSA & OSHA
RD1572	5'2"	1.572m	18.84	Hot dip galvanized	ANSI, CSA & OSHA
RD2130	7'	2.130m	25.86	Hot dip galvanized	ANSI, CSA & OSHA
RD2438	8'	2.438m	28.20	Hot dip galvanized	ANSI, CSA & OSHA
RD3050	10'	3.050m	35.38	Hot dip galvanized	ANSI, CSA & OSHA
RD4260	14'	4.260m	47.60	Hot dip galvanized	ANSI, CSA & OSHA
RD4876	16'	4.876m	55.06	Hot dip galvanized	ANSI, CSA & OSHA
RD5180	17'	5.180m	57.38	Hot dip galvanized	ANSI, CSA & OSHA
RD6100	20'	6.100m	67.13	Hot dip galvanized	ANSI, CSA & OSHA
RD6390	21'	6.390m	69.35	Hot dip galvanized	ANSI, CSA & OSHA
RD6698	22'	6.698m	74.47	Hot dip galvanized	ANSI, CSA & OSHA
RD7315	24'	7.315m	79.15	Hot dip galvanized	ANSI, CSA & OSHA
RD8520	28'	8.520m	93.88	Hot dip galvanized	ANSI, CSA & OSHA

SIDE BRACKET



CODE	DIMENSIONS	WEIGHT (KG)	FINISH	STANDARDS
RJ-A400	0.40m	5.24	Hot dip galvanized	ANSI, CSA & OSHA
RJ-A650	0.65m	6.87	Hot dip galvanized	ANSI, CSA & OSHA
RJ-A880	0.88m	8.51	Hot dip galvanized	ANSI, CSA & OSHA



# MODULAR SYSTEMS

HANA Modular has been type certified by a reputable testing institution in Europe.

Our quality control program and knowledgeable staff ensure that our clients get the safe and long-lasting scaffolding products they can rely on for years to come.

## HANA Modular

### STANDARD



CODE	DIMENSIONS	SPIGOT	WEIGHT (KG)	FINISH	STANDARDS
HV0500	0.5m	Pressed in	3.06	Hot dip galvanized	EN
HV1000	1.0m	Pressed in	5.44	Hot dip galvanized	EN
HV1500	1.5m	Pressed in	7.81	Hot dip galvanized	EN
HV2000	2.0m	Pressed in	10.19	Hot dip galvanized	EN
HV3000	3.0m	Pressed in	14.94	Hot dip galvanized	EN
HV4000	4.0m	Pressed in	19.68	Hot dip galvanized	EN

### BASE COLLAR



**CODE:** HVS  
**DIMENSIONS:** 70mm  
**WEIGHT (KG):** 1.69  
**FINISH:** Hot dip galvanized  
**STANDARDS:** EN



LEDGER



CODE	DIMENSIONS	WEIGHT (KG)	FINISH	STANDARDS
HL0732	0.73m	3.381	Hot dip galvanized	EN
HL1088	1.09m	4.728	Hot dip galvanized	EN
HL1400	1.40m	5.904	Hot dip galvanized	EN
HL1572	1.57m	6.551	Hot dip galvanized	EN
HL2072	2.07m	8.438	Hot dip galvanized	EN
HL2572	2.57m	10.324	Hot dip galvanized	EN
HL3072	3.07m	12.211	Hot dip galvanized	EN

## HANA Modular

### U TRANSOM

---



CODE	DIMENSIONS	WEIGHT (KG)	FINISH	STANDARDS
HU0450	0.45m	2.26	Hot dip galvanized	EN
HU0732	0.73m	3.36	Hot dip galvanized	EN
HU1088	1.09m	4.75	Hot dip galvanized	EN
HU1400	1.40m	5.97	Hot dip galvanized	EN

### U TRANSOM WITH V-STIFFENER

---



CODE	DIMENSIONS	WEIGHT (KG)	FINISH	STANDARDS
HUV1088	1.09m	5.59	Hot dip galvanized	EN
HUV1400	1.40m	7.05	Hot dip galvanized	EN

## DIAGONAL BRACE

---



CODE	DIMENSIONS	BAY HEIGHT	WEIGHT (KG)	FINISH	STANDARDS
HB0732	0.73m	2.0m	7.378	Hot dip galvanized	EN
HB1088	1.09m	2.0m	7.738	Hot dip galvanized	EN
HB1400	1.40m	2.0m	8.162	Hot dip galvanized	EN
HB1572	1.57m	2.0m	8.438	Hot dip galvanized	EN
HB2072	2.07m	2.0m	9.36	Hot dip galvanized	EN
HB2572	2.57m	2.0m	10.409	Hot dip galvanized	EN
HB3072	3.07m	2.0m	11.565	Hot dip galvanized	EN

## HANA Modular

### U TRANSOM BEAM

---



**CODE:** HUB1572  
**DIMENSIONS:** 1.57m  
**WEIGHT (KG):** 10.2396  
**FINISH:** Hot dip galvanized  
**STANDARDS:** EN

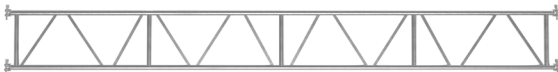
**CODE:** HUB2072  
**DIMENSIONS:** 2.07m  
**WEIGHT (KG):** 13.5786  
**FINISH:** Hot dip galvanized  
**STANDARDS:** EN

**CODE:** HUB2572  
**DIMENSIONS:** 2.57m  
**WEIGHT (KG):** 16.9176  
**FINISH:** Hot dip galvanized  
**STANDARDS:** EN

**CODE:** HUB3072  
**DIMENSIONS:** 3.07m  
**WEIGHT (KG):** 20.246  
**FINISH:** Hot dip galvanized  
**STANDARDS:** EN

### BRIDGING LEDGER

---

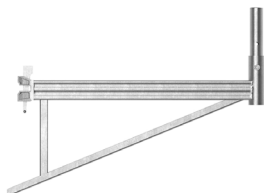


**CODE:** HD5144  
**DIMENSIONS:** 5.14m  
**WEIGHT (KG):** 58.73  
**FINISH:** Hot dip galvanized  
**STANDARDS:** EN

**CODE:** HD6144  
**DIMENSIONS:** 6.14m  
**WEIGHT (KG):** 67.98  
**FINISH:** Hot dip galvanized  
**STANDARDS:** EN

## SIDE BRACKET WITH SPIGOT

---




**CODE:** HJU-A390  
**DIMENSIONS:** 0.39m  
**WEIGHT (KG):** 4.13  
**FINISH:** Hot dip galvanized  
**STANDARDS:** EN

**CODE:** HJU-A732  
**DIMENSIONS:** 0.73m  
**WEIGHT (KG):** 6.1  
**FINISH:** Hot dip galvanized  
**STANDARDS:** EN

## SIDE BRACKET WITH STOP END AND STIFFENER


---



**CODE:** HJU-B364  
**DIMENSIONS:** 0.364m  
**WEIGHT (KG):** 2.6  
**FINISH:** Hot dip galvanized  
**STANDARDS:** EN

## SIDE BRACKET WITH STOP END

---



**CODE:** HJU-C254  
**DIMENSIONS:** 0.254m  
**WEIGHT (KG):** 1.35  
**FINISH:** Hot dip galvanized  
**STANDARDS:** EN

**CODE:** HJU-C364  
**DIMENSIONS:** 0.364m  
**WEIGHT (KG):** 1.84  
**FINISH:** Hot dip galvanized  
**STANDARDS:** EN



# ACCESSORIES

Our clients trust us to deliver to the specifications while at the same time taking care of all the details to make their purchase a complete one.

## Coupling Pin

---



**CODE:** LB33520  
**OUTER DIAMETER:** 1-5/16"  
**COLLAR:** 1/8"  
**HOLE LOCATION:** 2"  
**WEIGHT (KG):** 0.32  
**FINISH:** Electro plated  
**STANDARDS:** ANSI, CSA & OSHA



**CODE:** LB33522  
**OUTER DIAMETER:** 1-5/16"  
**COLLAR:-**  
**HOLE LOCATION:** 2-1/2"  
**WEIGHT (KG):** 0.26  
**FINISH:** Electro plated  
**STANDARDS:** ANSI, CSA & OSHA



**CODE:** LB35000A  
**OUTER DIAMETER:** 1-3/8"  
**COLLAR:** 1"  
**HOLE LOCATION:** 2-1/2"  
**WEIGHT (KG):** 0.45  
**FINISH:** Electro plated  
**STANDARDS:** ANSI, CSA & OSHA



**CODE:** LB35001A  
**OUTER DIAMETER:** 1-3/8"  
**COLLAR:** 1"  
**HOLE LOCATION:** 2-5/8"  
**WEIGHT (KG):** 0.45  
**FINISH:** Electro plated  
**STANDARDS:** ANSI, CSA & OSHA



**CODE:** LB36021  
**OUTER DIAMETER:** 1-7/16"  
**COLLAR:** 1"  
**HOLE LOCATION:** 2-1/2"  
**WEIGHT (KG):** 0.53  
**FINISH:** Electro plated  
**STANDARDS:** ANSI, CSA & OSHA



**CODE:** LB3900  
**OUTER DIAMETER:** 39mm  
**COLLAR:** -  
**HOLE LOCATION:** 35mm  
**WEIGHT (KG):** 0.58  
**FINISH:** Galvanized  
**STANDARDS:** ANSI, CSA & OSHA



**CODE:** LB4000  
**OUTER DIAMETER:** 40mm  
**COLLAR:** -  
**HOLE LOCATION:** 35mm  
**WEIGHT (KG):** 0.58  
**FINISH:** Galvanized  
**STANDARDS:** ANSI, CSA & OSHA

## Saddle Pin



**CODE:** LBU35005

**OUTER DIAMETER:** 1-3/8"

**COLLAR:** Options available

**HOLE LOCATION:** 2-1/2"

**WEIGHT (KG):** 1.86

**FINISH:** Electro plated

**STANDARDS:** ANSI, CSA & OSHA



# Locking Pin

## PIG TAIL FOR FRAME

---



**CODE:** 40501M  
**WEIGHT (KG):** 0.05  
**FINISH:** Electro plated  
**STANDARDS:** ANSI, CSA & OSHA

## PIG TAIL FOR RING

---



**CODE:** 90247  
**WEIGHT (KG):** 0.13  
**FINISH:** Electro plated  
**STANDARDS:** ANSI, CSA & OSHA

## TOGGLE PIN FOR FRAME

---



**CODE:** 40608  
**WEIGHT (KG):** 0.06  
**FINISH:** Electro plated  
**STANDARDS:** ANSI, CSA & OSHA

## TOGGLE PIN FOR RING LOCK

---



**CODE:** 80193  
**WEIGHT (KG):** 0.18  
**FINISH:** Electro plated  
**STANDARDS:** ANSI, CSA & OSHA

## SNAP PIN, SQUARE

---



**CODE:** 60138  
**WEIGHT (KG):** 0.06  
**FINISH:** Electro plated  
**STANDARDS:** ANSI, CSA & OSHA

## Brace Lock

### FLAP LOCK


---



**CODE:** 60116A  
**WEIGHT (KG):** 0.18  
**FINISH:** Electro plated  
**STANDARDS:** ANSI, CSA & OSHA

### B LOCK

---



**CODE:** 30154-1B  
**WEIGHT (KG):** 0.34  
**FINISH:** Electro plated  
**STANDARDS:** ANSI, CSA & OSHA

### V LOCK

---



**CODE:** 12230A  
**WEIGHT (KG):** 0.21  
**FINISH:** Electro plated  
**STANDARDS:** ANSI, CSA & OSHA



## W LOCK

---



**CODE:** 50287A  
**WEIGHT (KG):** 0.2  
**FINISH:** Electro plated  
**STANDARDS:** ANSI, CSA & OSHA

## DROP LOCK


---



**CODE:** 15251  
**WEIGHT (KG):** 0.06  
**FINISH:** Electro plated  
**STANDARDS:** ANSI, CSA & OSHA

## FLIP LOCK


---



**CODE:** 15252  
**WEIGHT (KG):** 0.062  
**FINISH:** Electro plated  
**STANDARDS:** ANSI, CSA & OSHA

## WING LOCK


---



**CODE:** 16248  
**WEIGHT (KG):** 0.148  
**FINISH:** Electro plated  
**STANDARDS:** ANSI, CSA & OSHA

Cross Brace


TUBULAR



Available in multiple configurations. Has a galvanized finish, and is built to ANSI, CSA, & OSHA standards.

		BAY LENGTH									
		24"	36"	48"	60"	72"	79-1/2"	84"	96"	120"	144"
LOCK SPACING	12"							XCH1X7		XCH1X10	
	16-1/2"	XCH16X79									
	19-1/2"							XCH19X7		XCH19X10	
	24"	XCH2X2	XCH2X3	XCH2X4	XCH2X5	XCH2X6		XCH2X7	XCH2X8	XCH2X10	
	27-3/4"			XCH27X4	XCH27X5	XCH27X6		XCH27X7	XCH27X8	XCH27X10	XCH27X12
	36"	XCH3X4						XCH3X7	XCH3X10		
	48"			XCH4X4	XCH4X5	XCH4X6		XCH4X7	XCH4X8	XCH4X10	


## TUBULAR, DOUBLE HOLES



Available in multiple configurations. Has a galvanized finish, and is built to ANSI, CSA, & OSHA standards.

		BAY LENGTH		
		48"	60"	84"
LOCK SPACING	36"	XCHD3X4X4	XCHD3X4X5	XCHD3X4X7
	48"	XCHD3X4X4	XCHD3X4X5	XCHD3X4X7

## SNAP ON



Available in multiple configurations. Has a galvanized finish, and is built to ANSI, CSA, & OSHA standards.

		BAY LENGTH		
		60"	84"	120"
LOCK SPACING	32"	XCH-SO-5X32	XCH-SO-7X32	XCH-SO-10X32
	48"	XCH-SO-5X48	XCH-SO-7X48	XCH-SO-10X48

Cross Brace

ANGULAR



Available in multiple configurations. Has a galvanized finish, and is built to ANSI, CSA, & OSHA standards.

		BAY LENGTH					
		48"	60"	72"	84"	96"	120"
LOCK SPACING	24"	XCJ2X4	XCJ2X5	XCJ2X6	XCJ2X7	XCJ2X8	XCJ2X10
	48"	XCJ4X4	XCJ4X5	XCJ4X6	XCJ4X7	XCJ4X8	XCJ4X10

ANGULAR, DOUBLE HOLES



Available in multiple configurations. Has a galvanized finish, and is built to ANSI, CSA, & OSHA standards.

		BAY LENGTH			
		48"	60"	84"	120"
LOCK SPACING	24"	XCJD2X3X4	XCJD2X3X5	XCJD2X3X7	XCJD2X3X10
	36"	XCJD2X3X4, XCJD3X4X4	XCJD2X3X5, XCJD3X4X5	XCJD2X3X7, XCJD3X4X7	XCJD2X3X10, XCJD3X4X10
	48"	XCJD3X4X4	XCJD3X4X5	XCJD3X4X7	XCJD3X4X10



## Guardrail Post



**CODE:** HLZ060  
**LOCK TYPE:** Flap Lock  
**WEIGHT (KG):** 3.48  
**FINISH:** Powder coated, hot dip galvanized  
**STANDARDS:** ANSI, CSA & OSHA



**CODE:** HLZ022A  
**LOCK TYPE:** Flip Lock  
**TAIL:** With tail and hook  
**WEIGHT (KG):** 3.39  
**FINISH:** Powder coated, hot dip galvanized  
**STANDARDS:** ANSI, CSA & OSHA



**CODE:** HLZ080  
**LOCK TYPE:** Wedge Clamp  
**WEIGHT (KG):** 4.85  
**FINISH:** Hot dip galvanized, Powder coated  
**STANDARDS:** ANSI, CSA & OSHA



**CODE:** HLZ055R  
**LOCK TYPE:** L pin  
**WEIGHT (KG):** 4.85  
**FINISH:** Powder coated, hot dip galvanized  
**STANDARDS:** ANSI, CSA & OSHA



**CODE:** RHLZ-C  
**LOCK TYPE:** Rosette  
**WEIGHT (KG):** 8.45  
**FINISH:** Hot dip galvanized  
**STANDARDS:** ANSI, CSA & OSHA

# Lock Arm



CODE	SPACING C-C	WEIGHT (KG)	FINISH	STANDARDS
SB13	13"	0.43	Electro plated, hot dip galvanized	ANSI, CSA & OSHA
SB17	16-3/4"	0.52	Electro plated, hot dip galvanized	ANSI, CSA & OSHA
SB24	24"	0.7	Electro plated, hot dip galvanized	ANSI, CSA & OSHA
SB26	26"	0.75	Electro plated, hot dip galvanized	ANSI, CSA & OSHA
SB29	29"	0.83	Electro plated, hot dip galvanized	ANSI, CSA & OSHA
SB30	30"	0.85	Electro plated, hot dip galvanized	ANSI, CSA & OSHA
SB29-31	29"/31" dual	0.9	Electro plated, hot dip galvanized	ANSI, CSA & OSHA
SB34	34"	0.95	Electro plated, hot dip galvanized	ANSI, CSA & OSHA



**CODE:** RSB  
**SPACING C-C:** 0.50m  
**WEIGHT (KG):** 3.35  
**FINISH:** Electro plated, hot dip galvanized  
**STANDARDS:** ANSI, CSA & OSHA

## Guardrail

### REGULAR



CODE	DIMENSIONS	WEIGHT (KG)	FINISH	STANDARDS
HLG-24	24"	0.68	Galvanized	ANSI, CSA & OSHA
HLG-26.75	26-3/4"	0.75	Galvanized	ANSI, CSA & OSHA
HLG-27.5	27-1/2"	0.77	Galvanized	ANSI, CSA & OSHA
HLG-28	28"	0.78	Galvanized	ANSI, CSA & OSHA
HLG-29	29"	0.81	Galvanized	ANSI, CSA & OSHA
HLG-30	30"	0.84	Galvanized	ANSI, CSA & OSHA
HZG-31.5	31-1/2"	0.88	Galvanized	ANSI, CSA & OSHA
HLG-36	36"	0.99	Galvanized	ANSI, CSA & OSHA
HLG-42	42"	1.15	Galvanized	ANSI, CSA & OSHA
HLG-45	45"	1.23	Galvanized	ANSI, CSA & OSHA
HLG-48	48"	1.31	Galvanized	ANSI, CSA & OSHA
HLG-60	60"	1.62	Galvanized	ANSI, CSA & OSHA
HLG-64	64"	1.73	Galvanized	ANSI, CSA & OSHA
HLG-72	72"	1.94	Galvanized	ANSI, CSA & OSHA
HLG-84	84"	2.25	Galvanized	ANSI, CSA & OSHA
HLG-96	96"	2.56	Galvanized	ANSI, CSA & OSHA
HLG-79.5	79-1/2"	2.77	Galvanized	ANSI, CSA & OSHA
HLG-120	120"	4.15	Galvanized	ANSI, CSA & OSHA
HLG-239	239"	8.21	Galvanized	ANSI, CSA & OSHA

## SNAP ON GUARDRAIL

---



CODE	DIMENSIONS	WEIGHT (KG)	FINISH	STANDARDS
HLG-SO-2	2'	1.37	Galvanized	ANSI, CSA & OSHA
HLG-SO-3	3'	1.83	Galvanized	ANSI, CSA & OSHA
HLG-SO-5	5'	2.76	Galvanized	ANSI, CSA & OSHA
HLG-SO-7	7'	3.68	Galvanized	ANSI, CSA & OSHA
HLG-SO-10	10'	5.06	Galvanized	ANSI, CSA & OSHA





FITNESS  
24  
SEVEN

FITNESS  
24  
SEVEN





FITNESS  
**24**  
SEVEN



## Leveling Jack

### LEVELING JACK, WITH FLAT PLATE

---



**CODE:** DZ35000-24  
**HEIGHT:** 24"  
**THREAD:** Dia.35mm, solid  
**PLATE:** Flat plate  
**WEIGHT (KG):** 5.23  
**FINISH:** Electro plated, hot dip galvanized  
**STANDARDS:** ANSI, CSA & OSHA

**CODE:** DZ35000-36  
**HEIGHT:** 36"  
**THREAD:** Dia.35mm, solid  
**PLATE:** Flat plate  
**WEIGHT (KG):** 7.16  
**FINISH:** Electro plated, hot dip galvanized  
**STANDARDS:** ANSI, CSA & OSHA

### LEVELING JACK, WITH STAMPED PLATE

---



**CODE:** DZ35080-24  
**HEIGHT:** 24"  
**THREAD:** Dia.35mm, solid  
**PLATE:** Stamped plate  
**WEIGHT (KG):** 5.27  
**FINISH:** Electro plated, hot dip galvanized  
**STANDARDS:** ANSI, CSA & OSHA

**CODE:** DZ35080-36  
**HEIGHT:** 36"  
**THREAD:** Dia.35mm, solid  
**PLATE:** Stamped plate  
**WEIGHT (KG):** 7.22  
**FINISH:** Electro plated, hot dip galvanized  
**STANDARDS:** ANSI, CSA & OSHA

## LEVELING JACK, WITH SOCKET

---



**CODE:** DZ35060-24  
**DIMENSIONS:** 24"  
**THREAD:** Dia.35mm, solid  
**WEIGHT (KG):** 4.97  
**FINISH:** Electro plated, hot dip galvanized  
**STANDARDS:** ANSI, CSA & OSHA

**CODE:** DZ35060-36  
**DIMENSIONS:** 36"  
**THREAD:** Dia.35mm, solid  
**WEIGHT (KG):** 6.87  
**FINISH:** Electro plated, hot dip galvanized  
**STANDARDS:** ANSI, CSA & OSHA

## LEVELING JACK, SWIVEL

---



**CODE:** DZX35060  
**HEIGHT:** 24"  
**THREAD:** Dia.35mm, solid, swivel  
**PLATE:** Flat plate  
**WEIGHT (KG):** 5.68  
**FINISH:** Electro plated, hot dip galvanized  
**STANDARDS:** ANSI, CSA & OSHA

## Leveling Jack

### LEVELING JACK, SWIVEL

---



**CODE:** DZX35055-2HB

**THREAD:** Hollow

**WEIGHT (KG):** 5.06

**FINISH:** Electro plated, hot dip galvanized

**STANDARDS:** ANSI, CSA & OSHA

**CODE:** DZX35055-2SB

**THREAD:** Solid

**WEIGHT (KG):** 6.39

**FINISH:** Electro plated, hot dip galvanized

**STANDARDS:** ANSI, CSA & OSHA

### LEVELING JACK, SWIVEL, OD38MM

---



**CODE:** DZX38000

**HEIGHT:** 24"

**THREAD:** Dia.38mm, hollow/solid, swivel

**PLATE:** Flat plate

**WEIGHT (KG):** 6.27/8.43

**FINISH:** Electro plated, hot dip galvanized

**STANDARDS:** ANSI, CSA & OSHA

## LEVELING JACK, HOLLOW

---



**CODE:** DZK38095A-400  
**DIMENSIONS:** 400mm  
**THREAD:** OD.38mm, hollow  
**WEIGHT (KG):** 2.91  
**FINISH:** Electro plated, hot dip galvanized  
**STANDARDS:** ANSI, CSA & OSHA

**CODE:** DZK38095A-700  
**DIMENSIONS:** 700mm  
**THREAD:** OD.38mm, hollow  
**WEIGHT (KG):** 4.06  
**FINISH:** Electro plated, hot dip galvanized  
**STANDARDS:** ANSI, CSA & OSHA

**CODE:** DZK38095A-600  
**DIMENSIONS:** 600mm  
**THREAD:** OD.38mm, hollow  
**WEIGHT (KG):** 3.68  
**FINISH:** Electro plated, hot dip galvanized  
**STANDARDS:** ANSI, CSA & OSHA

**CODE:** DZK38095A-800  
**DIMENSIONS:** 800mm  
**THREAD:** OD.38mm, hollow  
**WEIGHT (KG):** 4.44  
**FINISH:** Electro plated, hot dip galvanized  
**STANDARDS:** ANSI, CSA & OSHA

## Base Plate

### BASE PLATE

---



**CODE:** DY32030M

**WEIGHT (KG):** 1.02

**FINISH:** Electro plated, hot dip galvanized

**STANDARDS:** ANSI, CSA & OSHA

### EXTENSION BASE PLATE

---



**CODE:** DY34020L

**WEIGHT (KG):** 1.83

**FINISH:** Electro plated, hot dip galvanized

**STANDARDS:** ANSI, CSA & OSHA

### BASE PLATE, SWIVEL

---



**CODE:** DYX35055A

**WEIGHT (KG):** 1.62


**FINISH:** Electro plated, hot dip galvanized

**STANDARDS:** ANSI, CSA & OSHA

# Outrigger

## OUTRIGGER

---



**CODE:** SJC3660

**DIMENSIONS:** 36"

**WEIGHT (KG):** 9

**FINISH:** Powder coated, hot dip galvanized


**STANDARDS:** ANSI, CSA & OSHA



## Side Bracket

### SIDE BRACKET, TUBULAR WITH SADDLE PLATE

---



**CODE:** SJ2030C

**TYPE:** Saddle plate

**DIMENSIONS:** 24"

**WEIGHT (KG):** 4.29

**FINISH:** Powder coated, hot dip galvanized

**STANDARDS:** ANSI, CSA & OSHA

### SIDE BRACKET, TUBULAR WITH ANGLE HOOK

---



**CODE:** SJ2003A

**TYPE:** Angle hook

**DIMENSIONS:** 20"


**WEIGHT (KG):** 4.82

**FINISH:** Powder coated, hot dip galvanized

**STANDARDS:** ANSI, CSA & OSHA

## SIDE BRACKET, ANGULAR WITH SADDLE PLATE

---



**CODE:** SJJ2030A  
**TYPE:** Saddle plate  
**DIMENSIONS:** 21"  
**WEIGHT (KG):** 5.79  
**FINISH:** Powder coated, hot dip galvanized  
**STANDARDS:** ANSI, CSA & OSHA

## SIDE BRACKET, ANGULAR WITH ANGLE HOOK

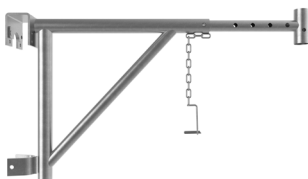
---



**CODE:** SJJ2420  
**TYPE:** Angle hook  
**DIMENSIONS:** 24"  
**WEIGHT (KG):** 5.7  
**FINISH:** Powder coated, hot dip galvanized  
**STANDARDS:** ANSI, CSA & OSHA

## SIDE/END BRACKET, TELESCOPIC

---



**CODE:** SJX203055  
**TYPE:** Dual purpose hook  
**DIMENSIONS:** 20"-30"  
**WEIGHT (KG):** 6.31  
**FINISH:** Powder coated, hot dip galvanized  
**STANDARDS:** ANSI, CSA & OSHA


## Gooser Brace



CODE	TYPE	DIMENSIONS	TUBE OD	WEIGHT (KG)	FINISH	STANDARDS
PHG030-5	Horizontal	5'	OD42.7	5.02	Electro plated, powder coated, hot dip galvanized	ANSI, CSA & OSHA
PHG030-7	Horizontal	7'	OD42.7	6.47	Electro plated, powder coated, hot dip galvanized	ANSI, CSA & OSHA
PHG030-10	Horizontal	10'	OD42.7	8.65	Electro plated, powder coated, hot dip galvanized	ANSI, CSA & OSHA
PHG030-7x4	Diagonal	7'x4'	OD42.7	7.23	Electro plated, powder coated, hot dip galvanized	ANSI, CSA & OSHA

# Wall Tie

## WALL TIE



CODE	DIMENSIONS	WEIGHT (KG)	FINISH	STANDARDS
LQG001-0250	250mm	1.02	Hot dip galvanized	EN
LQG001-0300	300mm	1.21	Hot dip galvanized	EN
LQG001-0500	500mm	1.96	Hot dip galvanized	EN
LQG001-0950	950mm	3.66	Hot dip galvanized	EN
LQG001-1450	1450mm	5.54	Hot dip galvanized	EN

## WALL TIE, PUNCHED PIPE



CODE	DIMENSIONS	WEIGHT (KG)	FINISH	STANDARDS
LQG094-0300	300mm	1.49	Hot dip galvanized	EN
LQG094-0500	500mm	2.25	Hot dip galvanized	EN
LQG094-0800	800mm	3.38	Hot dip galvanized	EN
LQG094-1200	1200mm	4.89	Hot dip galvanized	EN

## WALL TIE, TELESCOPIC



**CODE:** LQX030D  
**WEIGHT (KG):** 4.45  
**FINISH:** Hot dip galvanized  
**STANDARDS:** ANSI, CSA & OSHA

# ACCESSORIES

## Clamp

### V BEAM CLIP W/T BOLTS


---



**CODE:** KJV90258B  
**PIPE TO FIT:** OD1.90"  
**WEIGHT (KG):** 0.78  
**FINISH:** Galvanized  
**STANDARDS:** ANSI, CSA & OSHA

### A CLIP W/T BOLT

---



**CODE:** KJL13207  
**MATERIAL:** Aluminum  
**WEIGHT (KG):** 0.14  
**FINISH:** Mill's finish  
**STANDARDS:** ANSI, CSA & OSHA

### HEAVY DUTY BOLT CLAMP, RIGHT ANGLE

---



**CODE:** CLAMP-RA  
**PIPE TO FIT:** OD1.90" & OD1.69"  
**WEIGHT (KG):** 1.65  
**FINISH:** Galvanized  
**STANDARDS:** ANSI, CSA & OSHA

### HEAVY DUTY BOLT CLAMP, SWIVEL

---



**CODE:** CLAMP-SW  
**PIPE TO FIT:** OD1.90" & OD1.69"  
**WEIGHT (KG):** 1.95  
**FINISH:** Galvanized  
**STANDARDS:** ANSI, CSA & OSHA

### BEAM CLAMP, RIGID

---



**CODE:** KJG10217A  
**WEIGHT (KG):** 1.60  
**FINISH:** Galvanized  
**STANDARDS:** ANSI, CSA & OSHA

### BEAM CLAMP, SWIVEL

---



**CODE:** KJX10436A  
**WEIGHT (KG):** 1.70  
**FINISH:** Galvanized  
**STANDARDS:** ANSI, CSA & OSHA

## WEDGE CLAMP, FRAME TO FRAME, RIGHT ANGLE

---



**CODE:** WC-FFRA  
**PIPE TO FIT:** OD1.69" to OD1.69"  
**WEIGHT (KG):** 1.30  
**FINISH:** Galvanized  
**STANDARDS:** ANSI, CSA & OSHA

## WEDGE CLAMP, FRAME TO FRAME, SWIVEL

---



**CODE:** WC-FFSW  
**PIPE TO FIT:** OD1.69" to OD1.69"  
**WEIGHT (KG):** 1.55  
**FINISH:** Galvanized  
**STANDARDS:** ANSI, CSA & OSHA

## WEDGE CLAMP, TUBE TO TUBE, RIGHT ANGLE

---



**CODE:** WC-TTRA  
**PIPE TO FIT:** OD1.90" to OD1.90"  
**WEIGHT (KG):** 1.59  
**FINISH:** Galvanized  
**STANDARDS:** ANSI, CSA & OSHA

## WEDGE CLAMP, TUBE TO FRAME, RIGHT ANGLE

---



**CODE:** WC-TFRA  
**PIPE TO FIT:** OD1.90" to OD1.69"  
**WEIGHT (KG):** 1.40  
**FINISH:** Galvanized  
**STANDARDS:** ANSI, CSA & OSHA

## WEDGE CLAMP, TUBE TO TUBE, SWIVEL

---



**CODE:** WC-TTSW  
**PIPE TO FIT:** OD1.90" to OD1.90"  
**WEIGHT (KG):** 1.70  
**FINISH:** Galvanized  
**STANDARDS:** ANSI, CSA & OSHA

## WEDGE CLAMP, TUBE TO FRAME, SWIVEL

---



**CODE:** WC-TFSW  
**PIPE TO FIT:** OD1.90" to OD1.69"  
**WEIGHT (KG):** 1.60  
**FINISH:** Galvanized  
**STANDARDS:** ANSI, CSA & OSHA

# ACCESSORIES

## Clamp

### TRANSOM ADAPTER

---



**CODE:** 14298  
**WEIGHT (KG):** 1.13  
**FINISH:** Galvanized  
**STANDARDS:** ANSI, CSA & OSHA

### ROSETTE CLAMP

---



**CODE:** 13233  
**WEIGHT (KG):** 1.28  
**FINISH:** Galvanized  
**STANDARDS:** ANSI, CSA & OSHA

### PARALLEL CLAMP


---



**CODE:** 11202  
**WEIGHT (KG):** 0.93  
**FINISH:** Galvanized  
**STANDARDS:** ANSI, CSA & OSHA

### END TO END CLAMP


---



**CODE:** CLAMP-EE  
**PIPE TO FIT:** OD1.57" & OD2.26"  
**WEIGHT (KG):** 1.40  
**FINISH:** Galvanized  
**STANDARDS:** ANSI, CSA & OSHA

### HALF CLAMP W/THREAD & NUT


---



**CODE:** P16261  
**WEIGHT (KG):** 0.88  
**FINISH:** Galvanized  
**STANDARDS:** ANSI, CSA & OSHA

### HALF CLAMP W/THREAD & WING NUT

---



**CODE:** 19211  
**WEIGHT (KG):** 0.94  
**FINISH:** Galvanized  
**STANDARDS:** ANSI, CSA & OSHA



## HALF CLAMP W/FLIP LOCK

---



**CODE:** 13417  
**WEIGHT (KG):** 1.01  
**FINISH:** Galvanized  
**STANDARDS:** ANSI, CSA & OSHA

## HALF CLAMP W/DROP LOCK


---



**CODE:** 13417A  
**WEIGHT (KG):** 1.07  
**FINISH:** Galvanized  
**STANDARDS:** ANSI, CSA & OSHA

## ADAPTOR BOLT CLAMP, RIGHT ANGLE


---



**CODE:** 40502  
**WEIGHT (KG):** 1.59  
**FINISH:** Galvanized  
**STANDARDS:** ANSI, CSA & OSHA

## ADAPTOR BOLT CLAMP, SWIVEL


---



**CODE:** 40503  
**WEIGHT (KG):** 1.70  
**FINISH:** Galvanized  
**STANDARDS:** ANSI, CSA & OSHA

## TWIN WEDGE COUPLER

---



**CODE:** 14241A  
**WEIGHT (KG):** 1.20  
**FINISH:** Galvanized  
**STANDARDS:** ANSI, CSA & OSHA

## SPIGOT HALF COUPLER

---



**CODE:** LBC3900  
**WEIGHT (KG):** 1.67  
**FINISH:** Galvanized  
**STANDARDS:** ANSI, CSA & OSHA

## Tube Lock



CODE	LENGTH	WEIGHT (KG)	FINISH	STANDARDS
RTL1219	4'	4.76	Galvanized	ANSI, CSA & OSHA
RTL1524	5'	5.69	Galvanized	ANSI, CSA & OSHA
RTL1829	6'	6.61	Galvanized	ANSI, CSA & OSHA
RTL2134	7'	7.56	Galvanized	ANSI, CSA & OSHA
RTL2438	8'	8.49	Galvanized	ANSI, CSA & OSHA
RTL2743	9'	9.42	Galvanized	ANSI, CSA & OSHA
RTL3048	10'	10.36	Galvanized	ANSI, CSA & OSHA

## Wall Clip



**CODE:** KJB60284  
**WEIGHT (KG):** 0.04  
**FINISH:** Galvanized  
**STANDARDS:** ANSI, CSA & OSHA







## Rack

### RACK WITH REMOVABLE POSTS

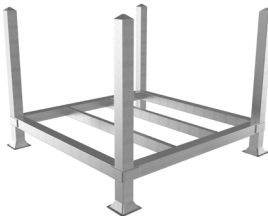
---



**CODE:** HJ463201B  
**DIMENSIONS:** 49"x35"  
**HEIGHT:** 43.46"  
**WEIGHT (KG):** 47.44  
**FINISH:** Hot dip galvanized

### RACK, SQUARE TUBES


---



**CODE:** HJ101037A  
**DIMENSIONS:** 42"x42"  
**HEIGHT:** 850mm  
**WEIGHT (KG):** 54.17  
**FINISH:** Hot dip galvanized

### RACK WITH GUSSET PLATES

---



**CODE:** HJ110793  
**DIMENSIONS:** 1100 x 700mm  
**HEIGHT:** 750mm  
**WEIGHT (KG):** 43.41  
**FINISH:** Hot dip galvanized

### BASKET, SQUARE TUBES

---



**CODE:** HJK414160C  
**DIMENSIONS:** 41"x41"  
**HEIGHT:** 729mm  
**WEIGHT (KG):** 82.85  
**FINISH:** Hot dip galvanized

# Caster

## CASTER 6", RUBBER

---



**CODE:** CAST6  
**DIMENSIONS:** 6"  
**WEIGHT (KG):** 4.30  
**STANDARDS:** ANSI, CSA & OSHA

## CASTER 8", RUBBER


---



**CODE:** CAST8  
**DIMENSIONS:** 8"  
**WEIGHT (KG):** 5.60  
**STANDARDS:** ANSI, CSA & OSHA

## CASTER 12", HEAVY DUTY PU

---



**CODE:** CAST12-SCU12  
**DIMENSIONS:** 12"  
**WEIGHT (KG):** 19.00  
**STANDARDS:** ANSI, CSA & OSHA


## Hoist Arm Wheel & Hoist Post

### GIN WHEEL



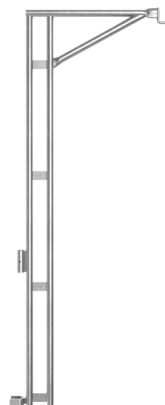
CODE	DIMENSIONS	WEIGHT (KG)	FINISH	STANDARDS
HOIST-10	10'	6.70	Painted	ANSI, CSA & OSHA
HOIST-12	12'	7.80	Painted	ANSI, CSA & OSHA

### HOIST POST, SWIVEL



**CODE:** DGX84055B  
**WEIGHT (KG):** 14.12  
**FINISH:** Powder coated,  
Hot dip galvanized  
**STANDARDS:** ANSI, CSA & OSHA


### HOIST POST, RIGID



**CODE:** DG88080  
**WEIGHT (KG):** 16.41  
**FINISH:** Powder coated,  
Hot dip galvanized  
**STANDARDS:** ANSI, CSA & OSHA

# Toeboard & Bracket

## TOEBOARD



CODE	DIMENSIONS	WEIGHT (KG)	FINISH	STANDARDS
TJ-B0650	2'2"	2.82	Galvanized	ANSI, CSA & OSHA
TJ-B1065	3'6"	4.06	Galvanized	ANSI, CSA & OSHA
TJ-B1150	3'10"	4.35	Galvanized	ANSI, CSA & OSHA
TJ-B1572	5'2"	5.64	Galvanized	ANSI, CSA & OSHA
TJ-B2130	7'	7.35	Galvanized	ANSI, CSA & OSHA
TJ-B3050	10'	10.18	Galvanized	ANSI, CSA & OSHA

## TOEBOARD BRACKET WITH BOLT CLAMP



**CODE:** TJK13248  
**WEIGHT (KG):** 1.31  
**FINISH:** Galvanized  
**STANDARDS:** ANSI, CSA & OSHA




# PLANKS & PLATFORMS

Our strong engineering, combined with quality assurance and a continuous safety record, speaks to why our clients continue to rely on Hana as the go-to leader in the scaffolding business.

## Aluminum Platform with Marine Plywood

### ALUMINUM PLATFORM WITH MARINE PLYWOOD

---



CODE	DIMENSIONS	WEIGHT (KG)	STANDARDS
B19-36	3'6"x19"	8.19	ANSI, CSA & OSHA
B19-310	3'10"x19"	8.66	ANSI, CSA & OSHA
B19-4	4'x19"	9.18	ANSI, CSA & OSHA
B19-5	5'x19"	9.96	ANSI, CSA & OSHA
B19-52	5'2"x19"	11.58	ANSI, CSA & OSHA
B19-54	5'4"x19"	11.73	ANSI, CSA & OSHA
B19-6	6'x19"	13.13	ANSI, CSA & OSHA
B19-7	7'x19"	14.75	ANSI, CSA & OSHA
B19-8	8'x19"	16.48	ANSI, CSA & OSHA
B19-10	10'x19"	21.76	ANSI, CSA & OSHA

## ALUMINUM PLATFORM WITH HATCH AND ALUMINUM LADDER


---



CODE	DIMENSIONS	WEIGHT (KG)	STANDARDS
BKT28-7	7'x28"	28.02	ANSI, CSA & OSHA
BKT28-8	8'x28"	30.34	ANSI, CSA & OSHA
BKT28-10	10'x28"	35.54	ANSI, CSA & OSHA

## All Aluminum Platform

---



CODE	DIMENSIONS	WEIGHT (KG)	STANDARDS
AB19-310	3'10"x19"	8.42	ANSI, CSA & OSHA
AB19-5	5'x19"	10.56	ANSI, CSA & OSHA
AB19-6	6'x19"	12.31	ANSI, CSA & OSHA
AB19-7	7'x19"	14.04	ANSI, CSA & OSHA
AB19-8	8'x19"	15.80	ANSI, CSA & OSHA
AB19-10	10'x19"	19.30	ANSI, CSA & OSHA

# PLANKS & PLATFORMS

## Steel Plank

### STEEL PLANK, 9.5"



CODE	DIMENSIONS	BAY LENGTH	WEIGHT (KG)	FINISH	STANDARDS
GB95-0650	2'2"x9.5"	0.650m	6.04	Galvanized	ANSI, CSA & OSHA
GB95-880	2'10"x9.5"	0.880m	7.38	Galvanized	ANSI, CSA & OSHA
GB95-1065	3'6"x9.5"	1.065m	8.43	Galvanized	ANSI, CSA & OSHA
GB95-1067	3'6"x9.5"	1.067m	8.44	Galvanized	ANSI, CSA & OSHA
GB95-1150	3'10"x9.5"	1.150m	9.00	Galvanized	ANSI, CSA & OSHA
GB95-1219	4'x9.5"	1.219m	9.43	Galvanized	ANSI, CSA & OSHA
GB95-1524	5'x9.5"	1.524m	11.27	Galvanized	ANSI, CSA & OSHA
GB95-1572	5'2"	1.572m	11.48	Galvanized	ANSI, CSA & OSHA
GB95-1626	5'4"	1.626m	11.82	Galvanized	ANSI, CSA & OSHA
GB95-1829	6'	1.829m	13.10	Galvanized	ANSI, CSA & OSHA
GB95-2130	7'	2.130m	15.16	Galvanized	ANSI, CSA & OSHA
GB95-2438	8'	2.438m	16.77	Galvanized	ANSI, CSA & OSHA
GB95-3050	10'	3.050m	20.82	Galvanized	ANSI, CSA & OSHA

STEEL PLANK, 320MM



CODE	DIMENSIONS	WEIGHT (KG)	FINISH	STANDARDS
GB320-0732	0.73m	6.57	Galvanized	ANSI, CSA & OSHA
GB320-1572	1.57m	13.09	Galvanized	ANSI, CSA & OSHA
GB320-2072	2.07m	17.15	Galvanized	ANSI, CSA & OSHA
GB320-2572	2.57m	20.78	Galvanized	ANSI, CSA & OSHA
GB320-3072	3.07m	24.42	Galvanized	ANSI, CSA & OSHA

# ACCESS SYSTEMS

Hana delivers on our promise of reliable products backed by our quality assurance programs.

## Access Ladder

### ACCESS LADDER, 17" WIDE



CODE	DIMENSIONS	WEIGHT (KG)	FINISH	STANDARDS
ZT1701B-3	3' x 17"	3.36	Hot dip galvanized	ANSI, CSA & OSHA
ZT1701B-5	5' x 17"	5.31	Hot dip galvanized	ANSI, CSA & OSHA
ZT1701B-6	6' x 17"	6.3	Hot dip galvanized	ANSI, CSA & OSHA

### LADDER BRACKET



**CODE:** ZTL1701B  
**DIMENSIONS:** 17"  
**WEIGHT (KG):** 3.48  
**FINISH:** Hot dip galvanized  
**STANDARDS:** ANSI, CSA & OSHA

# Aluminum Stairway

## ALUMINUM STAIRWAY

---



**CODE:** AT6084A  
**BAY LENGTH:** 7'  
**HEIGHT:** 5'  
**WEIGHT (KG):** 25.91  
**STANDARDS:** ANSI, CSA & OSHA

## HANDRAIL, INNER

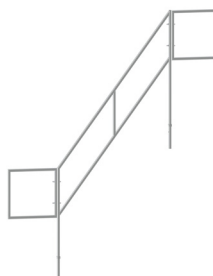
---



**CODE:** FSN6084AL-A  
**BAY LENGTH:** 7'  
**HEIGHT:** 5'  
**WEIGHT (KG):** 5.37  
**STANDARDS:** ANSI, CSA & OSHA

## HANDRAIL, OUTER

---



**CODE:** FSW6084AL-A  
**BAY LENGTH:** 7'  
**HEIGHT:** 5'  
**WEIGHT (KG):** 8.54  
**STANDARDS:** ANSI, CSA & OSHA

## ALUMINUM STAIRWAY, EUROPEAN STYLE


---



CODE	BAY LENGTH	HEIGHT	WEIGHT (KG)	STANDARDS
AT2025U	2.57m	2m	23.00	EN
AT2030U	3.07m	2m	28.00	EN


## Steel Stairway

### STEEL STAIRWAY, TREAD, DIAMOND GRIP



**CODE:** RST95  
**WEIGHT (KG):** 7.22  
**FINISH:** Hot dip galvanized  
**STANDARDS:** ANSI, CSA & OSHA

### STEEL STAIRWAY, TREAD, PUNCHED HOLES



CODE	DIMENSIONS	WEIGHT (KG)	FINISH	STANDARDS
RST12E-1065	3'6"	8.59	Hot dip galvanized	ANSI, CSA & OSHA
RST12E-1150	3'10"	9.39	Hot dip galvanized	ANSI, CSA & OSHA

### STEEL STAIRWAY, STRINGER



**CODE:** RSS2084  
**BAY LENGTH:** 7'  
**HEIGHT:** 2m  
**WEIGHT (KG):** 29.13  
**FINISH:** Hot dip galvanized  
**STANDARDS:** ANSI, CSA & OSHA



**CODE:** RSS2084E  
**BAY LENGTH:** 7'  
**HEIGHT:** 2m  
**WEIGHT (KG):** 19.82  
**FINISH:** Hot dip galvanized  
**STANDARDS:** ANSI, CSA & OSHA








# PROTECTIVE PRODUCTS

Our quality control program and knowledgeable staff ensure that our clients get the safe and long-lasting scaffolding products they can rely on for years to come.

## Slab Grab

### SLAB/PARAPET GRAB




**CODE:** HLX060A  
**RANGE:** 5"x13"  
**TYPE:** Slab/parapet  
**WEIGHT (KG):** 6.94  
**FINISH:** Hot dip galvanized  
**STANDARDS:** ANSI, CSA & OSHA

### SLAB GRAB



**CODE:** HLX037D  
**RANGE:** 5"-20"  
**TYPE:** Slab  
**WEIGHT (KG):** 10.90  
**FINISH:** Hot dip galvanized  
**STANDARDS:** ANSI, CSA & OSHA

## Debris Netting



CODE	DIMENSIONS	WEIGHT (KG)	SPECIFICATIONS	FINISH
DN2X50	2x50m	14.48	40% shade 1/8" mesh size	Custom colours upon request
DN2.5X50	2.5x50m	18.10	40% shade 1/8" mesh size	Custom colours upon request
DN3X50	3x50m	21.70	40% shade 1/8" mesh size	Custom colours upon request

# Swing Gate

## SWING GATE, TELESCOPIC

---



**CODE:** HLM376020

**RANGE:** 3'-5'

**WEIGHT (KG):** 11.81

**FINISH:** Powder coated, galvanized

**STANDARDS:** ANSI, CSA & OSHA

# End Safety Rail



**CODE:** HLK48030

**FRAME TO FIT:** 5'W walkthru frame

**WEIGHT (KG):** 6.02

**FINISH:** Powder coated, galvanized

**STANDARDS:** ANSI, CSA & OSHA


# SHORING

We have built our business on a foundation of honesty, integrity, and professionalism so that you can feel confident to accomplish your goals.

## Shoring Frame

### SHORING FRAME, STEEL

---



**CODE:** TS487299  
**DIMENSIONS:** 48"x72"  
**WEIGHT (KG):** 31.34  
**FINISH:** Powder coated

### SHORING FRAME, ALUMINUM, JET LOCK


---



**CODE:** A485901  
**DIMENSIONS:** 48"x59"  
**WEIGHT (KG):** 14.00  
**MATERIAL:** Aluminum

### SHORING FRAME, ALUMINUM, GRAVITY LOCK


---



**CODE:** A487225  
**DIMENSIONS:** 48"x71-3/8"  
**WEIGHT (KG):** 17.78  
**MATERIAL:** Aluminum

## Shoring Base Plate

---



**CODE:** DY60027  
**DIMENSIONS:** 175x175mm  
**TUBE:** OD60  
**WEIGHT (KG):** 2.98  
**FINISH:** Powder coated, hot dip galvanized

## Shoring J Head

---



**CODE:** DT55027  
**DIMENSIONS:** 5-1/2" x 8"  
**PIPE:** OD60mm  
**WEIGHT (KG):** 2.56  
**FINISH:** Powder coated, hot dip galvanized

## Shoring Screw

---



**CODE:** DK48001J  
**DIMENSIONS:** 32"  
**THREAD:** OD48mm  
**WEIGHT (KG):** 5.09  
**FINISH:** Electro plated


# TEMPORARY ROOF

We supply different types of weather protection that provide a dry and safe working environment.

## Roof Fixing Beam

### ROOF FIXING BEAM, MODULAR


---



**CODE:** WGJ094BW  
**SYSTEM TO FIT:** Ringlock  
**WEIGHT (KG):** 12.22  
**FINISH:** Hot dip galvanized  
**STANDARDS:** EN

### ROOF FIXING BEAM, PLUS 8 / SUPER 9

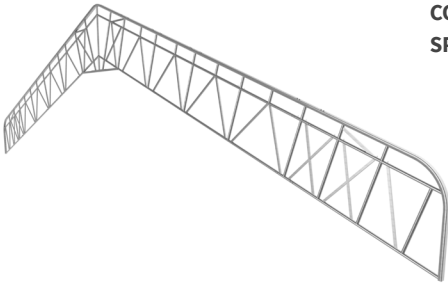
---



**CODE:** WGJ094A  
**SYSTEM TO FIT:** Super 9  
**WEIGHT (KG):** 12.22  
**FINISH:** Hot dip galvanized  
**STANDARDS:** EN

## Keder Roof, Heavy Duty

---



**CODE:** KRX  
**SPAN LENGTH:** 120'








# TEMPORARY FENCE

Our fence products have been trusted by companies who always look for quality and reliability.

## Temporary Fence

### TEMPORARY FENCE, ROUND TUBES


---



**CODE:** TFP72X93  
**DIMENSIONS:** 93-1/4" x 72-1/6"  
**WEIGHT (KG):** 25.4  
**FINISH:** Pre-galvanized wire

### TEMPORARY FENCE, SQUARE TUBES


---



**CODE:** TFS72X114  
**DIMENSIONS:** 114" x 72-1/16"  
**WEIGHT (KG):** 20  
**FINISH:** Pre-galvanized wire

### BASE, 8" HIGH

---



**CODE:** BASE8  
**DIMENSIONS:** 34" x 3-1/2"  
**WEIGHT (KG):** 7.8  
**FINISH:** Powder coated, hot dip galvanized

### BASE, 14" HIGH


---



**CODE:** BASE14U  
**DIMENSIONS:** 34" x 3-1/2"  
**WEIGHT (KG):** 5.4  
**FINISH:** Powder coated, hot dip galvanized

## CROWD CONTROL


---



**CODE:** HL428680  
**DIMENSIONS:** 86-5/8" x 42"  
**WEIGHT (KG):** 24.66  
**FINISH:** Pre-galvanized wire

## TOP CONNECTOR

---



**CODE:** UCOUPLER8C  
**WEIGHT (KG):** 1.46  
**FINISH:** Powder coated, hot dip galvanized

## FENCE CLIP

---



**CODE:** 90267  
**WEIGHT (KG):** 0.25  
**FINISH:** Hot dip galvanized

# Contact

**30 Royal Crest Court, Suite 201  
Markham, Ontario, L3R 9W8, Canada**

**Tel: 905-470-7711**

**Fax: 905-470-7757**

**[hanascaffold.com](http://hanascaffold.com)**

**QUALITY PRODUCTS THAT  
GET THE JOB DONE.**



**HANA**  
**S C A F F O L D**